

Olympus Dictation Delivery Service Customers Guide to Enabling Dealer Management of Smartphone Licenses

Introduction

This document details the procedure customers should follow to enable their Olympus dealer to manage their smartphone licenses for them.

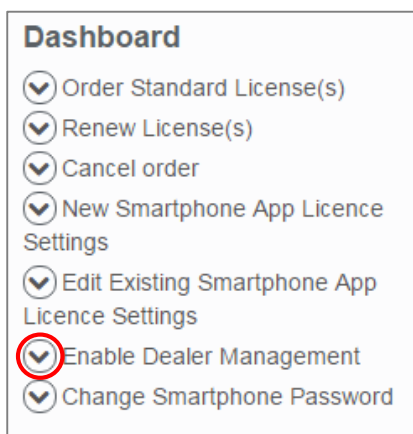
Enabling Dealer Management

This function allows you to grant or remove authority for your Olympus dealer to manage your smartphone licenses on your behalf.

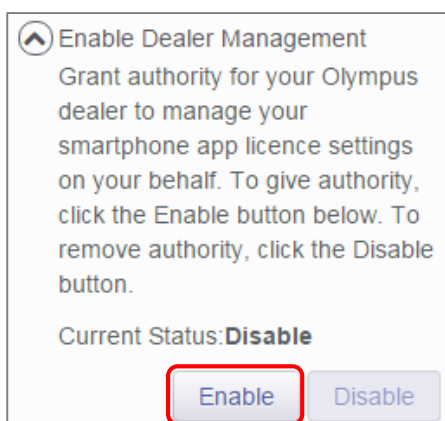
This function is particularly useful for novice users where there is difficulty in navigating the Olympus Dictation Portal (ODP).

To Enable Dealer Management

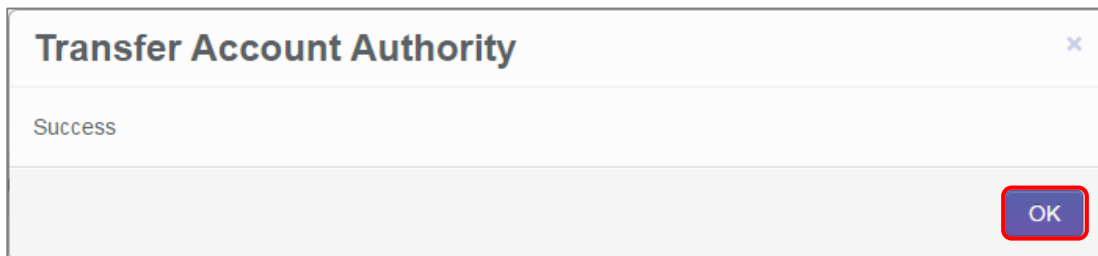
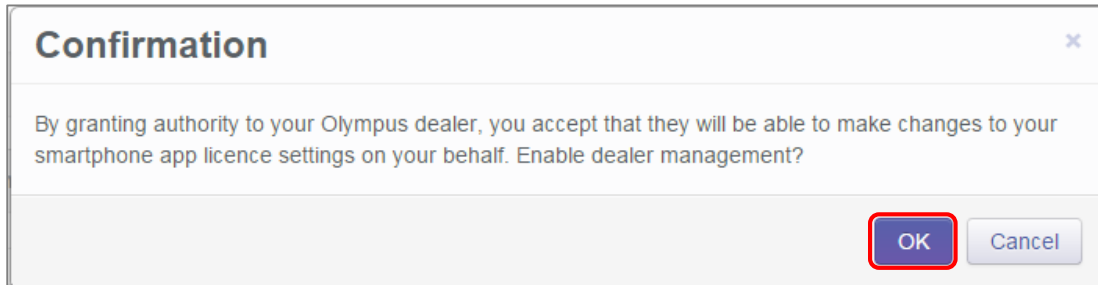
From the Dashboard, select [Enable Dealer Management].



Press the [Enable] button.



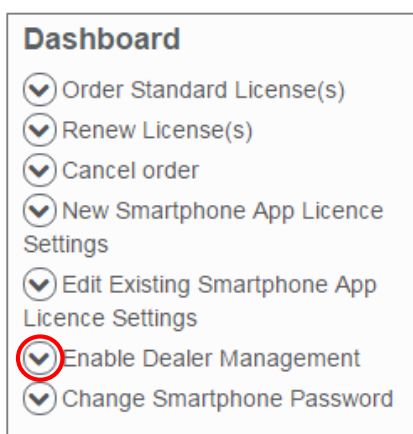
The following confirmation window is shown. Press the [OK] button to confirm dealer management of your licences.



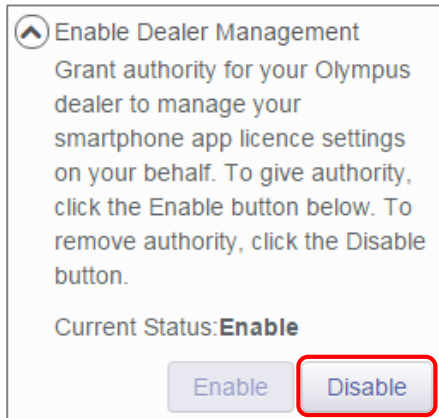
To Disable Dealer Management

If Dealer Management has been enabled, and you wish to remove authority for your dealer to manage your account, you can disable the dealer management function.

From the Dashboard, select [Enable Dealer Management].



Press the [Disable] button.



The following confirmation window is shown. Press the [OK] button to confirm removal of dealer management of your licences.

